

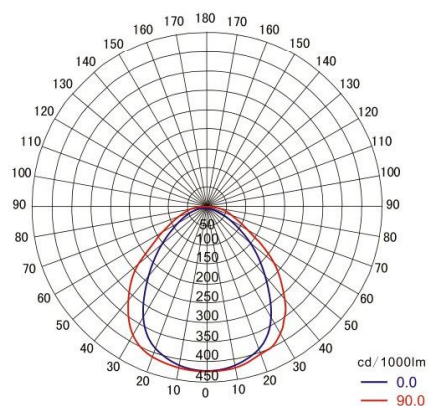
## BC9101 LED Explosion Proof Light



Ex marking: Ex d IIB T6 Gb  
Ex tb IIIC T80°C Db IP66



### Light distribution curve



### Application

- Ideal to be used in the environment of flammable gas, steam and dust environment, such as Petrochemical Plant, Chemical Plant, Pharmaceutical Factory, etc.
- Class1,zone 1&zone 2, zone 21&zone 22

### Characteristics

- With its reflector which have different angles design, it efficiently utilize the light. Have a good performance of illuminance uniformity, glare free, can avoid eyestrain to the worker.
- A full range of high conductivity material accelerate convection cooling structure, effective guarantee long-term use in high temperature environments.
- It adopts CREE LED as light source, no dark spot, can save 60% or more on energy than Metal Halide Lamp.
- Taiwan Meanwell driver or driver with same quality, power factor above 0.98, high reliability and long time service life.
- The adjustable locking device on the bracket can tightly fix the lamp to any desired angle, making the lamp resist to harsh vibration.
- It is made using aluminum housing, all exposed fasteners adopt 304 stainless steel. Using high-tech anti-corrosion surface treatment technology, suitable for hazardous working areas.
- Intelligent control functions can be realized.

### Main Specification

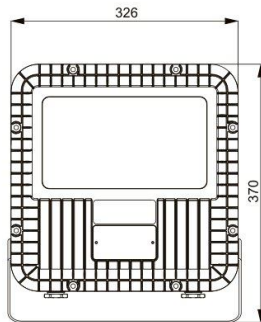
Item	Technical Parameters
Input voltage (V)	90~305VAC
	18~43VAC/ 18~55VDC (low) (optional)
Rated frequency	50Hz / 60Hz
Light source	LED
Life time (h)	100,000
CRI (Ra)	75
CCT	5000K ±250K
Cable entry	G3/4"
Dimension (mm)	326×370×88
Net weight (kg)	9

## BC9101 LED Explosion Proof Light

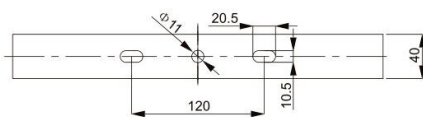
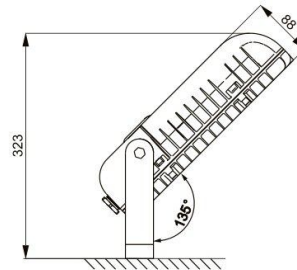
### Ordering Reference

Ordering reference	Input voltage (V)	Rated wattage (W)	Light output (lm)	Mounting height (m)	Equivalent to
					MH
BC9101- L25	90~305VAC	25W	2800	3~6m	70W
BC9101- L40		40W	4200		100W
BC9101- L60		60W	5900	4~8m	150W
BC9101- L80		80W	7200		175W
BC9101- L25L	18~43VAC/ 18~55VDC	25W	2800	3~6m	70W
BC9101- L40L		40W	4200		100W

### Drawing of dimension (Dimensions in mm)



#### Seat mounting



Installation dimension

#### Side wall mounting

